

expolinc

HIGH PERFORMANCE
DISPLAY SYSTEMS



Collection | 2020



This is Expolinc

Producing crap is the easiest thing in the world. That's why we refuse to do it. Saving a fistful of dollars in production costs always mean the same thing: compromises made in regards to materials, design and function. And we're not willing to make that sacrifice, since it risks shattering the brand you've spent time, energy and money to build, if it ends up on a wobbly image wall, a print that detaches itself at will, or a roll up that just will not stand straight. It would turn the projected savings into a loss - a costly illusion.

That's why we only make portable display systems that leads the way for our industry. And we do it at reasonable prices, without negotiating away anything needed for you to be able to meet potential customers in the very best of settings. That's the love we know your brand deserves.

NEW



EXPOLINC LIGHT FRAME · 4 - 7 ·



EXPOLINC CLASSIC FRAME · 10 - 13 ·



FABRIC SYSTEM · 14 - 17 ·

Our products



POP UP MAGNETIC · 18 - 21 ·



SOFT IMAGE · 22 - 23 ·



SOFT IMAGE COUNTER · 24 ·



STANDARD CASE · 25 ·



ROLL UP CLASSIC · 26 - 27 ·



ROLL UP PROFESSIONAL · 28 - 29 ·



ROLL UP COMPACT · 30 - 31 ·



4 SCREEN CLASSIC · 32 - 33 ·



POLE SYSTEM · 34 ·



GRAPHIC PROFILE · 35 ·



PANEL BASE · 36 - 37 ·



FLAT BASE & MAGNET FRAME · 38 - 39 ·



BROCHURE STAND / DOUBLE · 40 - 41 ·



CASE & COUNTER · 42 - 43 ·



STAND UP · 44 ·



INFO STAND · 45 ·



PORTABLE TABLE · 46 ·

Light Frame

- WORLD CLASS LIGHT QUALITY
- MODULAR AND STABLE
- FULLY INTEGRATABLE WITH CLASSIC FRAME



BASIC PACKAGE



962 X 2 500 mm	28.0 kg
1 837 X 2 500 mm	34.5 kg *
2 712 X 2 500 mm	41.0 kg *
3 587 X 2 500 mm	47.0 kg **

The package includes a complete light frame incl supporting feet, delivered in boxes.

*Incl. 1 supporting rod. **Incl. 2 supporting rods

STANDARD CASE PACKAGE



1 837 X 2 500 mm	39.2 kg *
2 712 X 2 500 mm	45.9 kg *
3 587 X 2 500 mm	52.1 kg **

The package includes a complete light frame incl supporting feet, delivered in Standard Case and accessory bag.

*Incl. 1 supporting rod. **Incl. 2 supporting rods.

TRAVEL PACKAGE



962 X 2 500 mm	25.8 kg
1 837 X 2 500 mm	32.5 kg *
2 712 X 2 500 mm	39.2 kg *
3 587 X 2 500 mm	45.4 kg **

The package includes a complete light frame incl supporting feet, delivered in a soft bag with wheels and accessory bag

*Incl. 1 supporting rod. **Incl. 2 supporting rods.



Light Frame

Build with light. Shine your brand.

Let us introduce Light Frame which is part of the Frame family. Light Frame is a portable, lit aluminium frame for SEG, fabric print and no tools are required for the installation.

Are you looking for illuminating larger graphics with high-power LED and boost your brand? Light Frame is the solution.

Light Frame

Combine and shine. Build whatever.



CONNECTORS

Connect frames, with or without lights, straight or in angle. More combinations and solutions are presented on www.expolinc.com



SUPPORTING FEET

Single sided or double sided foot depending on your need.




Light Frame connected with Classic Frame.



Powerful LED lights embedded



LED lights protected in light profile section. Optimized profile gives even reflection.



Connectors are integrated in corner hubs.



Robust and easy-to-use connector gives excellent stability

Build flexible and complex solutions.

Combine Light Frame and Classic Frame to create amazing environments. Build various heights and widths in different combinations in only a few steps. Reuse and resize for your next event, the only thing you might need to replace is the graphic. This is what we call sustainable and flexible!



Discover the world of great music

JOIN US NOW



Biomedics

Join the team. Apply now.

MEDICINE HEALTH

Join the world's leading company in biomedics

Biomedics Employee

Biomedics

Join the world's leading company in biomedics



Biomedics
Join the team.
Apply now.



Classic Frame

- PORTABLE AND TOOLLESS.
- MAGNETIC CLUTCH. ASSEMBLING MADE SIMPLE.
- FRAMES TO COMBINE OR STAND ALONE. SEAMLESS.



BASIC PACKAGE

500 X 2 500 mm.....	9.5 kg
950 X 2 500 mm.....	10.4 kg
1 950 X 2 500 mm.....	13.4 kg
2 950 X 2 500 mm.....	16.5 kg *
3 950 X 2 500 mm.....	20.4 kg **
4 950 X 2 500 mm.....	25.0 kg ***

The package includes a complete frame, packed in a delivery box.
*Incl. 1 supporting rod. **Incl. 2 supporting rods. ***Incl. 3 supporting rods.



STANDARD CASE XL PACKAGE

1 950 X 2 500 mm.....	23.9 kg
2 950 X 2 500 mm.....	27.0 kg *
3 950 X 2 500 mm.....	30.9 kg **
4 950 X 2 500 mm.....	35.5 kg ***

The package includes a complete frame, delivered in a Standard Case XL.
*Incl. 1 supporting rod. **Incl. 2 supporting rods. ***Incl. 3 supporting rods.



TRAVEL PACKAGE

1 950 X 2 500 mm.....	15.9 kg
2 950 X 2 500 mm.....	19.0 kg *
3 950 X 2 500 mm.....	22.9 kg **
4 950 X 2 500 mm.....	27.5 kg ***

The package includes a complete frame, delivered in a soft bag with wheels.
*Incl. 1 supporting rod. **Incl. 2 supporting rods. ***Incl. 3 supporting rods.



Addition, Standard Case XL:
White or silver top shelf.

Classic Frame

Scalable heights

2 m



2,5 m



3 m



Let us introduce Classic Frame. It requires no tools or specialized labor to setup. The unique magnetic connectors guide you to a smooth, stable and safe installation. The systems design consists of smooth, rounded edges along with profiles with high surface finish for a stylish environment.

The Classic Frame system - Whether you need a simple backwall or an advanced environment.

Classic Frame
**The choice is yours.
 Build whatever.**



SUPPORTING RODS

Three heights available.
 2, 2.5 and 3 m



LIGHTS

LED spotlight incl bag.

CONNECTORS

Six different connectors to combine your
 unique frame system.



STABILISING FEET

Four different, double sided pair, single sided pair, single
 sided connection foot & double sided connection foot



950 X 990 mm



2 030 X 990 mm



STORAGE ROOM

Width (mm)	950
Height (mm)	2 495
Depth (mm)	1 000
Weight	47.0 kg

COUNTER

Width (mm)	2 030 / 950
Height (mm)	990 / 990
Depth (mm)	410 / 410
Weight	44.0 kg / 33.5 kg



Fabric System

- UP TO 18 SQM WALL IN ONE BOX
- CREATE YOUR OWN SHAPES AND HEIGHTS
- PATENTED SOLUTION FOR EASY SET UP



FACTS FABRIC SYSTEM

Height	flexible 1 150 - 2 900 mm
Length straight section	1 000 mm
Length straight section	1 100 mm
Length curved 15° inside	1 100 mm
Length curved 15° outside	1 100 mm
Length curved 90° inside	1 300 mm

MAXIMUM BUILDING WIDTH

2 Poles straight	3,3 m
2 Poles curved 15°	3,3 m
3 Poles curved 15°	6,6 m
3 Poles straight	6,6 m
3 Poles curved 90° + straight	5,7 m

WEIGHT EXCL GRAPHIC AND PROFILES


2 Poles Soft Bag	16,5 kg
2 Poles Standard Case XL	29 kg
3 Poles Standard Case XL	35 kg



The soft bag is designed for 2 poles, profiles and a graphic of up to 14 sqm. The steel bases are carried separately in a dedicated bag.

Fabric System

Create an impressive backwall to fit your needs

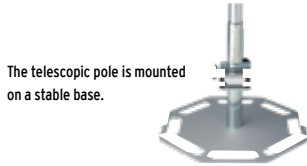


ALL COMPLETE IN ONE BOX!

Standard Case XL holds up to 3 poles and 90° curved profiles. The case can easily be converted into a podium.



Telescopic height, robust and easy to use.



The telescopic pole is mounted on a stable base.



Easy connection of profiles without tools.



Snap lock the profiles into the holders.

With Fabric System you can make a great impact with a backwall in your own size, shape and height. Choose between straight, inner and outer curves. Do you want to change the image or size? No problem, re-use the hardware for years and simply put on a new motive/graphic. The structure is easily built and the fabric is attached in working height before it is lifted.

Watch the movie about Fabric System at expolinc.com



Fabric System

Patented technology with invisible profiles



PROFILES / ACCESSORIES

Straight profile 1000 mm and 1100 mm.
Can easily be cut into desired length.

Curved profile 15° 1100 mm.
Graphic on inner radius 4,2 m.

Curved profile 15° 1100 mm.
Graphic on outer radius 4,2 m.



The edge of the graphic is folded around the profile and secured with a spring clip.



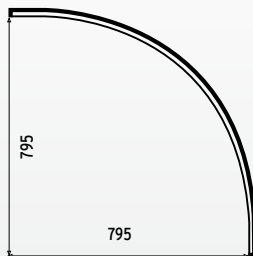
The silicone edges at the top and bottom of the graphic are easily slid into the profiles.



With flexible joints, each pole can be lowered separately which enable easy handling of complex shapes.



System well protected in robust bags.



90° inner curve 1300 mm.
Graphic on inner radius 0,8 m. Fits in the Standard Case XL.



Best in Class LED available. 15W and impressive 1200 Lumen.



Pop Up Magnetic

- PROBABLY THE WORLD'S EASIEST POP UP TO SET UP
- FLEXIBLE HEIGHTS, WIDTHS AND CURVES
- UNLIMITED POSSIBILITIES TO CUSTOMISE YOUR LOOK



1 510 X 2 975 mm



2 290 X 2 500 mm



FACTS POP UP MAGNETIC CURVED*

No. of squares	2X3	3X3	4X3
Design	Curved	Curved	Curved
Width (mm)	1 915	2 535	3 065
Height (mm)	2 224	2 224	2 224
Depth (mm)	510	710	970
Weight, package (kg) - Basic	8,5	10,4	12,3
Weight, package (kg) - Travel	15,5	18,0	20,0
Weight, package (kg) - Standard	23,0	25,5	27,5
Weight, package (kg) - Case & Counter	26,5	29,0	31,0

FACTS POP UP MAGNETIC STRAIGHT*

No. of squares	2X3	3X3	4X3
Design	Straight	Straight	Straight
Width (mm)	2 016	2 749	3 482
Height (mm)	2 224	2 224	2 224
Depth (mm)	315	315	315
Weight, package (kg) - Basic	8,8	10,8	12,8
Weight, package (kg) - Travel	15,8	18,4	20,5
Weight, package (kg) - Standard	23,3	25,9	28,0
Weight, package (kg) - Case & Counter	26,8	29,4	31,5

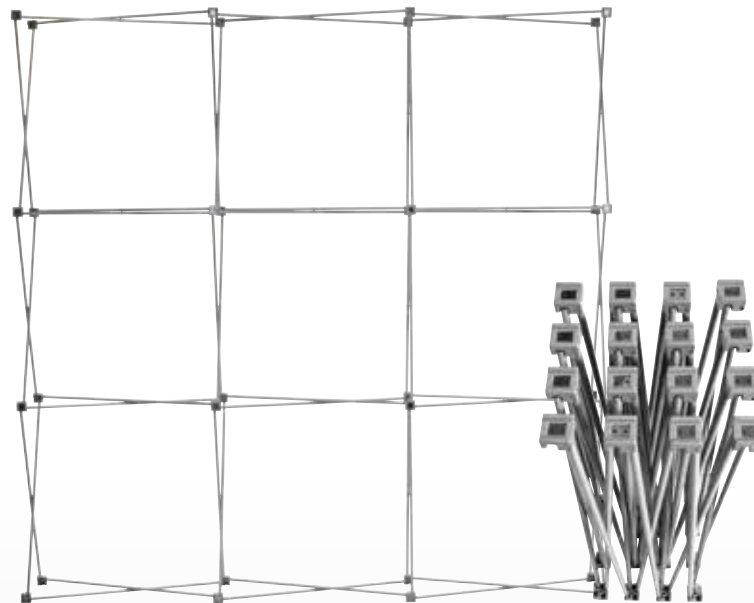
FACTS POP UP MAGNETIC TOWER

No. of panels	1X3
Height (mm)	2224
Diameter (mm)	643
Weight, package (kg)	5,5

*Standard packages with curved side panels

Pop Up Magnetic

Professional impact in a few minutes



The magnetic bars are guided into the right position and the panels fall into place.



It is very easy to lock and unlock the system.



Hangers that guide the panels into the right position.

This is probably the easiest big image wall on the market, so user-friendly you can assemble it on your own in a few minutes. The magnetic bars guides everything into position, the panels fall into place and fit seamlessly, securing the perfect setting for your brand.

Watch the movie about
Pop Up Magnetic at expolinc.com



Pop Up Magnetic – Custom set

Combine structures and build your environment without limitations. Pick and choose from straight and curved structures of different heights to create your custom set. All parts are assembled without tools and each structure stands by itself, which makes it the best in class for ease of setup. Ready-made packages are also available with different packing solutions.



FLAT SIDES

Flat sides are an easy to use option. Simply snap on with magnetic bars to get a stylish finish on your display.



DIFFERENT HEIGHTS

Use different magnetic bars and structures to reach 2,5 and 3 m height (98" and 118").

Pop Up Magnetic Packages and accessories



BASIC PACKAGE

For those of you who don't want to move the system much, mostly keeping it stationary.



TRAVEL PACKAGE

For those of you who travel a great deal and want a system that's easy and convenient to take along.



STANDARD PACKAGE

A complete solution for all occasions when you need that little extra.



CASE & COUNTER PACKAGE

A complete solution that includes a spacious transport case with wheels that converts into a stylish counter with internal shelves.



SCREEN HOLDER

Show your product videos on screens weighing up to 8 kg.



SPOTLIGHTS

Best in class LED lights. 15W, 1200 lumen.



CONNECTION KIT FOR 90° WITH PROFILE

Connect any two Pop Up Magnetic to create a sharp 90° angle with a discreet profile.



CONNECTION KIT FOR PANEL

Click to connect any two Pop Up Magnetic structures. Straight and 90° connections are available.



Downlight LED-bar

SHELF KIT

Add a shelf to display your products. No tools needed.

SHOWCASE KIT

Display your products in a showcase, placed in the best viewing height. Connecting show cases can easily be added.



STABILISING FEET

Increases the stability depending on configuration.



CURTAIN PROFILE

Attach a curtain profile easily with velcro to create a separate storage room.

Soft Image

- SET UP A LARGE IMAGE WALL IN JUST A FEW SECONDS
- TENSION MINIMISES WRINKLES
- ROBUST DESIGN SUITABLE FOR A WIDE RANGE OF FABRICS



FACTS SOFT IMAGE

Square size	2X3	3X3	4X3	5X3
Width (mm)	1510	2240	2970	3700
Height (mm)	2240	2240	2240	2240
Depth (mm)	320	320	320	320
Weight, system (kg)	7,0	9,2	11,1	13,6

All Soft Images come with side attachments for occasions when you wish to extend the image beyond the sides.

Soft Image Packed and ready to go!

Soft Image gives you a feature wall of several square metres that easily folds away in just a few seconds. The fabric image is stored and transported already mounted on the display and the low weight makes it easy to move.



Best in class LED spotlights incl bag and stabilising feet.



The image is attached with velcro.



Easy to lock and unlock the system.



Image attached to system during transport.



Soft Image Multibag with wheels for easy transport.



Nylon bags in different sizes available as option.

Watch the movie about
Soft Image at expolinc.com



Soft Image Counter

The lightweight counter

Soft Image Counter is based on the same construction as Soft Image, with the fabric attached with velcro. Its robust construction will stretch the fabric to a perfect, wrinkle free presentation of your message. It is a stable meeting place with internal shelf for marketing materials. The set up is quick and easy and the low weight makes it easy to carry.

Watch the movie about
Soft Image Counter at expolinc.com



Width (mm)	1060
Height (mm)	1020
Depth (mm)	395
Weight, system (kg)	10,5



- VERY FAST AND EASY SET UP
- INTERNAL SHELF FOR YOUR MARKETING MATERIAL
- SMOOTH AND WRINKLE FREE



Choose between top shelf
in silver or stone.



The graphic stays in the
frame during transport.



The package contains a Soft Image frame
for the counter, shelf unit, counter top
and padded nylon bag.



Internal shelf
for storing your
information material.

Standard Case



This durable case doubles as counter

- HOLDS A COMPLETE POP UP MAGNETIC INCL SPOTLIGHTS AND COUNTER IN ONE BOX
- ROBUST AND DURABLE WITH STEEL WHEEL HOUSING
- CONVERTS INTO A COUNTER IN JUST A FEW SECONDS

STANDARD CASE XL*

Size(mm).....	D380xW470xH1190
Size topshelf(mm).....	D410xW560
Weight excl. topshelf(kg).....	9,7

*Top shelf sold separately.

STANDARD CASE*

Size(mm).....	D380xW470xH950
Size topshelf(mm).....	D410xW560
Weight incl. topshelf(kg).....	10,8

*Top shelf in silver is included.



The top is easily positioned on the Standard Case. During transport it is well protected in a padded bag.



The topshelf is also available in white.



Strong metal lockers. Strong steel wheel housing.

A robust case with steel wheel housing and durable locks. Made for our Pop Up Magnetic systems but can also be used for Soft Image and other systems from our product range. To convert the case into a counter, just wrap a graphic around the box and place the included top shelf.

Roll Up Classic

Our awardwinning original

Roll Up Classic has been named a “work of applied art” by the Swedish Society of Craft and Design. The system is easy to transport and assembles in a flash for your presentation. Roll Up Classic is available in a wide range of widths and is ideal for repeated use in different environments.



Choose between black or silver.



The standard rod can be exchanged to a telescopic rod for flexible heights.



Best in class LED light available including nylon bag. 15W, 1200 lumens.



Roll Up Classic is transported in a nylon bag with shoulder strap.



Also available with hard case for 850 mm and 1 100 mm.



The cassette is open and the graphic can be replaced.

FACTS ROLL UP CLASSIC

Width (mm).....	700.....	850.....	1 000.....	1 150.....	1 450.....
Height (mm).....	1 950.....	2 150.....	2 150.....	2 150.....	2 150.....
Weight (kg).....	3,9.....	4,5.....	5,2.....	5,8.....	7,3.....
Colour	Silver.....	Black/Silver.....	Black/Silver.....	Silver.....	Silver.....

Optional: Supporting rod for height 2 450 mm.

Watch the movie about
Roll Up Classic at expolinc.com





- BROAD BASE THAT ENSURES STABILITY
- CLEAN AND NEUTRAL START TO THE GRAPHIC
- AVAILABLE IN FIVE WIDTHS - A SIZE FOR ANY EVENT

Roll Up Professional

Exclusive design with easy image change

Roll Up Professional is an exclusive display system made for frequent use in all sorts of environments. It assembles in under 60 seconds. Changing the image is very easy with the Roll Up Professional, which is also available as a double-sided version.



Double-sided Roll Up Professional with two Roll Ups in one.



Images can be changed with the simple touch of a button.

FACTS ROLL UP PROFESSIONAL

Version	Single-sided	Double-sided
Width (mm)	850	850
Height (mm)	2 150	2 150
Weight (kg)	4,8	7,2
Colour	Silver	Silver

Watch the movie about
Roll Up Professional at expolinc.com



- EXCLUSIVE DESIGN
- QUICK AND EASY CHANGE OF GRAPHICS, NO TOOLS NEEDED
- DOUBLE SIDED VERSION FOR STAND ALONE PLACEMENT



Top profile with end caps is standard in Roll Up Professional.



Best in class LED light available including nylon bag. 15W, 1200 lumens.



850 X 2 150 mm

850 X 2 150 mm



Roll Up Professional is transported in a nylon bag with shoulder strap.



Also available with hard case for single sided.

Roll Up Compact

Compact with adjustable image height

Roll Up Compact is a compact and simple to use Roll Up. The rounded corners and sides makes it nice to handle. The adjustable telescopic supporting rod gives the possibility to adjust the image to desired height. It is easy to mount the image without having to gain access inside the system.



- EASY TO CARRY AND TRANSPORT
- FLEXIBLE GRAPHIC HEIGHT AND EASY SET UP
- PROFESSIONAL EXPOSURE, ALWAYS STANDS STRAIGHT

FACTS ROLL UP PROFESSIONAL

Width (mm)	850	1 000
Height (mm)	1 605 - 2 230	1 605 - 2 230
Depth (mm)	322	322
Weight (kg)	3,4	3,7
Colour	Silver	Silver



1 000 X 1 650 - 2 230 mm



850 X 2 230 mm



850 X 2 150 mm



1 000 X 1 650 - 2 230 mm



Best in class LED light available including nylon bag. 15W, 1200 lumens.



Discrete top profile with patented locking function. End caps are standard with Roll Up Compact.



The telescopic rod locks in required height.



The foldable foot secures the systems function and stability. It locks in position.



Roll Up Compact is transported in a nylon bag with shoulder strap.

Watch the movie about Roll Up Compact at expolinc.com



4 Screen Classic

Main focus on the message

4 Screen Classic is a cost effective way of getting your message across on a large scale. Perfect for events and major campaigns where everything from price to assembly time is crucial. Available in seven widths. The design is discreetly simple and you can put it up in less than a minute. Weighted rod makes the 4 Screen Classic stand perfectly steady.

- FOCUS ON THE GRAPHIC WITH ALMOST INVISIBLE PROFILES
- MANY DIFFERENT SIZES FOR ANY EVENT, FROM SMALL TO LARGE
- EASY TO CHANGE GRAPHIC ON LOCATION



4 Screen Classic is transported in a nylon bag with cardboard tube.

FACTS 4 SCREEN CLASSIC

Width (mm)	550	700	850	1 000	1 150	1 450	2 000
Height (mm)	1 485	1 950	2 150	2 150	2 150	2 150	2 150
Weight (kg)	1,9	2,2	2,5	2,7	4,1	4,7	5,3

700 X 1 950 mm

850 X 2 150 mm



With patented locking clips in the top profile, never worry that the graphic will detach.



Best in class LED light available including nylon bag. 15W, 1200 lumens.

1 150 X 2 150 mm



2 000 X 2 150 mm



1 450 X 2 450 mm



1 000 X 2 450 mm



550 X 1 485 mm



10 m magnetic tape for connecting systems and 8 clutch plates incl plastic screws.



Weighted rod gives stability to the system.



Discrete top profile with patented locking function. End caps are optional.

Watch the movie about 4Screen Classic at expolinc.com



Pole System

Elevate your message above the crowd

The Pole System is the perfect choice when you need to raise your message higher or when you need to see what's going on behind the banner. The Pole System allows you to create exciting solutions, particularly in combination with other systems. The panel dimensions are flexible in height and width, and panels can be placed on both sides of the display. The Pole System assembles in no time at all. With just a few simple actions, you fold out the legs, pull up the telescopic rod and hook one or two panels in place. It couldn't be simpler.

- QUICK AND EASY SET UP WITH NO LOOSE PARTS
- DOUBLE SIDED, FLEXIBLE HEIGHTS AND SEVERAL WIDTHS
- EASY HANDLING WITH INTEGRATED FOOT AND ROD



Spring loaded tension holds the panel in perfect position.



Pole System is prepared for double sided use.

FACTS POLE SYSTEM

Function	Single/double-sided
Width (mm)	550/700/850/1000
Height (mm)	1000-2400
Depth (mm)	500
Weight (kg)	2,6/2,7/2,8/2,9
Colour	Silver

Watch the movie about PoleSystem at expolinc.com



Best in class LED light available including nylon bag. 15W, 1200 lumens.



Discrete top profile with patented locking function. End caps are optional.



Pole System is transported in a nylon bag with shoulder strap.



Graphic Profile

Hang your message where you want – without fuss

STANDARD PACKAGE



Graphic Profile is delivered in package of 6 pcs 2 000 mm profiles.

ACCESSORIES



Suspension loops and end caps are available as accessories.

Graphic Profile is an aluminum profile for hanging posters and banners up to 0,8 mm in thickness. The image is attached with a snap, without screws or glue. The symmetrical shape and centered image, lets the profile hang straight and it looks identical from either side. There is no spring mechanism which allows it to be easily cut to desired length or drill in for mounting on a wall.

- EASY TO MOUNT ANY MATERIAL UP TO 0,8 MM
- SYMMETRICAL DESIGN FOR EXPOSURE ON BOTH SIDES
- CAN BE CUT TO ANY DESIRED LENGTH



Length (mm) 2 000
Max thickness (mm) 0,8

Panel Base

Rigid boards have never had
a better looking base



A floor standing double sided display system that keeps all rigid board materials up to 19 mm in a firm grip. The panel stands straight and stable after fast, easy installation, secured by the foot's grip, so strong that the whole system can be lifted holding the panel.



- CREATE ANY SHAPE IN RIGID BOARD MATERIALS UP TO 19 MM THICKNESS (PANEL BASE 1220 = 26 MM)
- EASY INSTALLATION, NO DRILLING REQUIRED
- RUBBER FEET PROTECT THE FLOOR AND CREATE A LIGHT FLOATING EXPRESSION



Panel Base is delivered in a cardboard box.



Synthetic rubber feet give a nice feeling. Locking key attached at the bottom.



Panel Base holds the board in a firm grip. No drilling required.

FACTS PANEL BASE

Version	2 x 80	400	610	1 220
Width (mm)	80	400	610	1 220
Height (mm)	60	60	60	60
Weight (kg)	0.7 kg	1.7 kg	2.5 kg	7.2 kg

Flat Base & Magnet Frame

- PROFESSIONAL AND EXCLUSIVE EXPOSURE
- THE GRAPHIC IS MOUNTED IN SECONDS THROUGH MAGNETIC FORCE
- EASY TO CHANGE GRAPHICS ON LOCATION




Flat Base gives the graphic a stylish, frameless base.



The panels are easily attached with magnetic force.



Double sided system for double exposure.



Magnet Frame is a double-sided frame for rollable, easily transported panels. The graphic is mounted securely in just seconds through magnetic force, and a discreet aluminium strip frames it. It can also be used with Panel Base.

FACTS MAGNET FRAME

Version	400 X 1 600	400 X 1 800	610 X 1 600	610 X 1 800
Total width (mm)	405	405	615	615
Total height (mm)	1 600	1 800	1 600	1 800
Weight (kg)	1,8	1,9	2,0	2,1
Colour	Silver	Silver	Silver	Silver

Flat Base is the best friend of our popular Magnet Frame, designed to give it a super-stylish base, hiding the screws underneath the system.

FACTS FLAT BASE

Name	Flat Base 400	Flat Base 610
Total width (mm)	412	622
Total depth (mm)	260	260
Weight (kg)	1,1	1,7

Flat Base & Magnetic Frame

The stylish system for rollable panels



Brochure Stand

The perfect way to expose and transport



The Brochure Stand provides the ideal complement to your event environment and a practical way to transport your printed material. With its stable design and ingenious action, the Brochure Stand is designed to give maximum exposure quickly. Available with a soft or hard case.



Brochures remain in the stand during transport.



Brochure Stand is also available with a hard case with wheels and an extendable handle.



FACTS BROCHURE STAND


Size extended (mm).....	W250xD268xH1575
Size folded (mm)	W250xD268xH395
Weight padded case (kg).....	4,9
Weight hard case (kg).....	8,4
No. of holders.....	4
Colour	Silver

- PROFESSIONAL AND ATTRACTIVE EXPOSURE OF BROCHURES
- READY TO USE INSTANTLY, BROCHURES READY IN COMPARTMENTS
- DURABLE COMPARTMENTS THAT DON'T BREAK OR GET SCRATCHED

Watch the movie about
Brochure Stand at expolinc.com



Brochure Stand Double



Two way brochure exposure

Brochure Stand Double presents your brochures in two directions thanks to the zig zag construction. The brochure stand unfolds by gripping the top and lifting it to an upright position. A locking button makes the system secured when unfolded. Available with a soft or hard case.



Brochure Stand Double is also available with a hard case with wheels and extendable handle.

The brochures remains in the stand during transport.

FACTS BROCHURE STAND DOUBLE

Size extended (mm).....	W259xD400xH1618
Size folded (mm)	W259xD400xH265
Weight incl. soft case (kg)	5,2
Weight incl. hard case (kg)	8,7
Number of compartments.....	5
Colour	Silver

- ATTRACTIVE DOUBLE SIDED BROCHURE EXPOSURE
- READY TO USE INSTANTLY, BROCHURES READY IN COMPARTMENTS
- DURABLE COMPARTMENTS THAT DON'T BREAK OR GET SCRATCHED

Watch the movie about Brochure Stand Double at expolinc.com



Case & Counter



- CONVERTS INTO A LARGE FORMAT COUNTER IN MINUTES
- A COMPLETE EXHIBITION STAND TRANSPORTED IN ONE BOX
- MADE OF DURABLE MATERIALS AND FITS MOST CARS

SHELF IN SILVER

The topshelf for double Case & Counter is available in silver.



Case & Counter

From case to counter in a minute

Watch the movie about
Case & Counter at expolinc.com



A spacious transport case that takes just one minute to convert into a stylish and stable counter with internal shelves. Materials are carefully selected for durability and user friendliness. Two cases can easily be connected with a single top shelf. This is the king of portable counters!



SINGLE CASE

Size folded (mm)D415xW640xH1000
Size extended (mm)D590xW1390xH1010
Weight incl. top shelf (kg)22,0
Volume (L)196

TWO CASES

Total size 2 boxes (mm)D830xW640xH1000
Weight 2 boxes incl 1 top shelf (kg)40,9
Size top shelf folded (mm)D470xW740xH28
Size top shelf unfolded (mm)D940xW740xH12
Volume (L)2x196 (=392)



TOP SHELVES

Top shelves available in silver or stone.



The top shelf is easily secured.



Professional finish on all details.

Stand Up

For meetings large and small



The Stand Up package includes frame, top shelf, internal shelf and padded nylon carrying bag with shoulder strap.



Plenty of space for storing your information material.



The Stand Up counter becomes a natural meeting place in an event environment or the perfect place to sign a contract for a sale. The Stand Up counter is available in two shapes - rectangular or a stretched hexagon. Both are easy to assemble, with an ultra-stable design that provides maximum space for your message.



The panels are mounted and kept in the frame during transport.

Name	Universal	Info
Width (mm)	1246	790
Height (mm)	1023	1023
Depth (mm)	528	370
Weight, package (kg)	17,5	9,5

- QUICK AND EASY SET UP WITH PANELS ALREADY MOUNTED
- ULTRA STABLE DESIGN FOR PRODUCT EXPOSURES AND DEMONSTRATIONS
- MAXIMUM SPACE FOR THE MESSAGE WHICH CAN BE EASILY EXCHANGED

Info Stand

A stationary display for directions, information or instructions

Finally there's a stylish display that's both discrete and helpful, made to enhance your communication with customers. Easily exchange the message as often as needed.



Info Stand angled. The message is secured between the top- and bottom plates.



Weighted base with rubber feet.



Info Stand straight. Easy to secure and change the message.

Info Stand angled	Info
Size display portrait (mm).....	A4 (210x297)
Size display landscape (mm).....	A4 (297x210)
Height (mm).....	1020
Weight (kg).....	5,2

Info Stand straight	Info
Size display (mm).....	A3 (420x297)
Height (mm).....	1500
Weight (kg).....	4,8

- A STYLISH AND STABLE DISPLAY FOR INFORMATION IN PUBLIC ENVIRONMENTS
- ANGLED VERSION FOR PERFECT READING POSITION
- STRAIGHT VERSION FOR DOUBLE-SIDED DIRECTIONAL SIGNAGE

Portable Table

With Portable Table you will get two tables in one. Just switch between bar height and sitting height depending on the situation. All parts are delivered in a compact carrying bag that also fits in any of the Expolinc boxes. With Portable Table you will always have a place at hand for presentations or to have a coffee with your customers.

- COMPACT PACKAGE, WEIGHS ONLY 10 KG
- TWO HEIGHTS IN THE SAME PACKAGE

FACTS PORTABLE TABLE

Height, bar table	1 075 mm
Height, coffee table.....	665 mm
Weight complete.....	10 kg
Bag.....	440x600 mm
Top	410x560 mm

Portable Table is transported in a nylon bag with carrying handles.

Bring your own table to the event





Process control

We design and develop all our products ourselves and control the whole manufacturing process. We have our own modern warehouse and logistics system, providing you not only with products, but with spare parts and accessories - no matter where you are.

Quality and design with a lifetime warranty

To make sure that you are able to rely on our systems over and over again, we submit ourselves and our suppliers to rigorous quality control procedures. When developing products, our core objective is to achieve a carefully considered and functional design. We are so confident in the function and quality of our systems that we give a lifetime warranty on all our products.

How it works

Our display systems have been developed to be simple and straightforward to set up and use, without the need for a whole toolbox full of tools. Just to be sure though, every display system does come with easy-to-follow instructions. These can also be downloaded as a PDF from our website.

Dealers

Our products are distributed via a network of dealers world wide. We are always happy to help you find the best solution based on your needs and wishes.



We create marketing tools for professionals

HIGH PERFORMANCE
DISPLAY SYSTEMS

EXPOLINC.COM